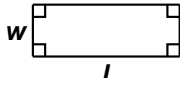
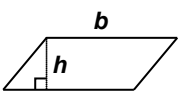
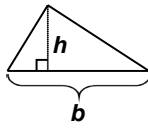
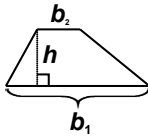
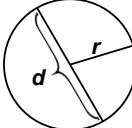
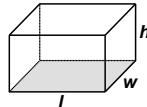
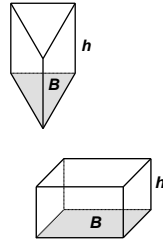
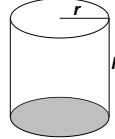
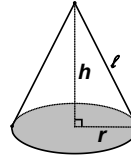
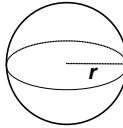


Formulas

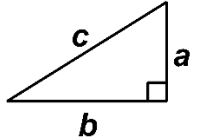
AREA (A) AND CIRCUMFERENCE (C)

Name	Shape	Formula
Rectangle		$A = lw$
Parallelogram		$A = bh$
Triangle		$A = \frac{1}{2}bh$
Trapezoid		$A = \frac{1}{2}(b_1 + b_2)h$
Circle		$A = \pi r^2$ $C = 2\pi r$ $C = \pi d$

VOLUME (V) AND SURFACE AREA (SA)

Name	Shape	Formula
Right Rectangular Prism		$V = lwh$ $SA = 2lw + 2hw + 2lh$
General Prism		$V = Bh$ $SA = \text{Sum of the areas of the faces}$
Right Circular Cylinder		$V = \pi r^2 h$ $SA = 2\pi r^2 + 2\pi rh$
Right Circular Cone		$V = \frac{1}{3}\pi r^2 h$ $SA = \pi r^2 + \pi rl$
Sphere		$V = \frac{4}{3}\pi r^3$ $SA = 4\pi r^2$

FORMULAS FOR RIGHT TRIANGLES

Shape	Formula
	Pythagorean Theorem $a^2 + b^2 = c^2$

FORMULAS

Equations of a Line	Coordinate Geometry Formulas
<p>Standard Form:</p> $Ax + By = C$ <p>where A and B are not both zero</p> <p>Slope-Intercept Form:</p> $y = mx + b$ <p>where m = slope and b = y-intercept</p>	<p>Let (x_1, y_1) and (x_2, y_2) be two coordinate pairs.</p> $\text{slope} = \frac{y_2 - y_1}{x_2 - x_1} \text{ where } x_2 \neq x_1$

Conversions

1 mile = 5280 feet

1 mile = 1760 yards

1 mile = 1.609 kilometers

1 pound = 16 ounces

1 pound = 0.454 kilograms

1 cup = 8 fluid ounces

1 pint = 2 cups

1 quart = 2 pints

1 liter = 1000 cubic centimeters

1 kilometer = 0.62 mile

1 meter = 39.37 inches

1 inch = 2.54 centimeters

1 ton = 2000 pounds

1 kilogram = 2.2 pounds

1 gallon = 4 quarts

1 gallon = 3.785 liters

1 liter = 0.264 gallons